

Pupil Workbook

Level 5 Week 20

Name: _____

Focus: **ea** saying /e/

e

ea

ea



bread

ea



ea _____

1. Read the common exception words.

Colour the parts of the words you find tricky.

more before

2. Write the common exception words.

Which is the tricky part of the word? Why is it tricky? Colour the tricky part in a different colour. Write the word two more times.

any

eye

3. Read and match.



Read these words and draw a line to match them to the correct picture. Add in sound buttons to help you.

bread

weather

breakfast

head



One of the words does not match a picture. Can you draw a picture to match the word?

How confident do you feel?



Focus: **ea** saying /e/

e

ea

1. Read the sentences.

Tick the sentence that matches the picture.

The girl threads the beads onto the rope.


The girls had a healthy breakfast.

The boy was ready to go and play in the rain.



2. Spell the words.

Look at the picture, say the word and write each word down.



3. Write the common exception words.

Read each common exception word. Cover them and write them three more times underneath.

any

eye

How confident do you feel?



Focus: **ea** saying /e/

e

ea

1. Read the story.

Highlight all of the words that contain the /e/ phoneme.

Dad took Kit and Sam out for breakfast. Dad read the menu. "What would you like?" he asked.

"I would like something healthy," said Sam.

"Do they have nutty spread?" asked Kit.

"No," said Dad.

"I will have jam instead," said Kit.

The head chef made Dad, Kit and Sam some breakfast. Dad had a big breakfast, Sam had a healthy berry salad and Kit had jam on bread.

"Are we ready to go?" said Dad. "You will need to put your coats on, the weather is bad outside"

2. Sort the words.

e	ea

How confident do you feel?



1. Read the silly questions.

Answer by putting a circle around 'yes' or 'no'.

Do you like to spread jam on your toast? yes no

Is a peach a healthy snack? yes no

Does a dragon have hot breath? yes no

Do you like brown bread? yes no

2. Write the focus words.

deaf

instead

ready

breath

How confident do you feel?



1. Write the sentence your teacher says.

Think carefully about which graphemes to use to spell the words.

How confident do you feel?



1. Write your own silly sentence.

Use words containing the **ea** grapheme.

ay pray	oy boy	ie tie	ea leaf	a_e cake	i_e slide	o_e bone	u_e cube
u_e flute	e_e trapeze	ou mouth	a acorn	e equal	i lion	o hotel	u unicorn
ch chef	ch Christmas	ir girl	ue statue	ue glue	y sunny	aw saw	au autumn
ow window	oe toe	wh wheel	c city	g gem	ph dolphin	ea bread	ie shield
tch witch	are bare	ear pear	ore core	ew screw	ew stew		

1. Practise spelling the focus words.

Look and Say	Look, Say and Write	Cover and Write	Check
head			
bread			
ready			
weather			
healthy			
deaf			
instead			
breakfast			
any			
eye			